

Insert organisation/project logo

INSERT PLAIN LANGUAGE TITLE OF RESEARCH PROJECT

Meeting name/purpose

Location

Date





WELCOME

Acknowledgement of Country

We acknowledge the Aboriginal and Torres Strait Islander peoples as the first inhabitants and the traditional custodians of the lands where we live, learn and work..

Our campuses are on the Country of the INSERT peoples and we thank them for their support of our work in their lands in INSERT YOUR LOCATION and beyond.

Aims for today

-  **Get to know one another:** meet other young people and researchers
-  **Learn:** What the [INSERT PROJECT] is and the role of young people in the project
-  **Generate SHARED GOALS:** To be evaluated at the end of the project
-  **Gain:** Skills and understanding in [INSERT training areas] and your role

Agenda

- 10.45 Introduce the project
- 10.55 **Ice Breaker**
- 11.25 What is the WH&Y Commission + Q&A
- 11.45 **Energiser**
- 11.50 Goals for the project
- 12.30 **Lunch/break**
- 1.00 WH&Y work so far
- 1.15 Personal skills and goals
- 1.30 Communicating the WH&Y Commission
- 2.15 Wrap up and next steps
- 2.30 Close



Housekeeping

- Facilitators for today
- Documenting the workshop, photos etc
- Bathrooms
- Multi-faith prayer room
- Respect



Ice-breaker

In pairs, introduce yourself to each other.


Tell the other person your:

- Name and pronoun
- Why you wanted to join the project?
- If you were stranded on a desert island what 'survival item' would you take and why?

P.S: you must pair up with someone who you haven't met before.



Introducing researchers & key staff



Name & pronoun/s
Role



Name & pronoun/s
Role



Name & pronoun/s
Role


Introducing young people in the project



Name & pronoun/s
Role




Name & pronoun/s
Role



Name & pronoun/s
Role


What we are researching

[Brief description of what you are researching]



Our research plan

[Outline in plain language the overall research project, even if young people are only involved in one aspect.]



What are the overall things you are researching or wanting to explore?

Where is the research up to?

Summarise - keep it brief and in simple language

Terminology

- Abbreviations, acronyms and other key terminology



Why research this topic?

- Who does this research focus on? (e.g. young people 12-14 years in cities in Australia)
- 1-2 points about why this research is important and needed.
- 1-2 slides to introduce the landscape/key issues for your research topic.



Why involve young people?

- Breadth and depth of life experiences and expertise
- Acknowledgement that all young people have a voice and something to say
- Make sure that our research bridges the “gap” in health care and services
- All are needed to make health services work for young people
- Young people are at the forefront of how digital technologies are used in health care





Q&A

Project goals

WHAT: World Cafe

WHY: Understand your priorities

QUESTIONS:

- What should Commission be known for at the end of 2021?
- What are the big issues for Youth Health you want the Commission to help address?
- What are effective ways to work with young people in research & advocacy?





Lunch

Your skills and goals

In groups, what are some goals and skills you would like to learn with this project?

What: on individual post-it notes (1 per idea) write:

- Your name
- Skills and knowledge you bring
- What you would like to achieve



Wrap up and next steps

- Communicating & staying in touch
- How we will connect between meetings
- Any upcoming actions
- Feedback



THANK
YOU!